



Product Information

SV1-CLIP

CompactPCI[®] Serial • Carrier for MXM 3.0 Graphics Module

Document No. 6947 • 9 September 2013

General

The SV1-CLIP is a peripheral slot board for PICMG[®] CompactPCI[®] Serial systems and acts as carrier for a MXM 3.0 graphics module. The SV1-CLIP is provided with four DisplayPort front panel connectors and accommodates a type A graphics module (82x70mm²).

Industry standard MXM graphics modules are available from several vendors. With respect to a reasonable thermal management, a low power GPU is recommended for usage with the SV1-CLIP, e.g. the AMD Radeon™ E6460 MXM module, which supports up to four displays.



SV1-CLIP

Theory of Operation

For best performance, the SV1-CLIP should be operated in a CompactPCI® Serial fat pipe slot, which provides a PCI Express® x8 host interface. The SV1-CLIP is equipped with a PCIe Gen3 redriver for optimum signal integrity.


For use with the E6460 MXM graphics module, a low profile passive heatspreader is available, which fits into the 4HP envelope. In addition, the CompactPCI® Serial rack must provide suitable forced airflow (e.g. by fans).

Feature Summary

- ▶ PICMG® CompactPCI® Serial Standard (CPCI-S.0) Peripheral Slot or Fat Pipe Slot Card
- ▶ Single Size Eurocard 3U 4HP 100x160mm²
- ▶ cPCI-S Backplane Connectors P1/P2, for PCIe x 8 Fat Pipe Slot
- ▶ Four DisplayPort Front Panel Receptacles

- ▶ Carrier Board for Type A MXM 3.0 Graphics Module
- ▶ Module Dimensions 70mm x 82mm x 7mm
- ▶ MXM 3.0 Edge Card Connector 314/281 Pins
- ▶ PCI Express® Gen3 (8GT/s) Redriver on-Board, PCIe x 8
- ▶ Recommended MXM GPU Module: AMD Radeon™ E6460
- ▶ Up to 4 x DP1.2 Independent Video Outputs
- ▶ Heatsink Available (4HP Envelope), for Racks with Adequate Forced Airflow

- ▶ Commercial and Industrial Temperature Range
- ▶ Long Term Availability
- ▶ Rugged Solution (Coating/Sealing Available on Request)
- ▶ RoHS Compliant



SV1-CLIP w. 4HP Cooler Plate

System Integration Options

The SV1-CLIP is a CompactPCI® Serial peripheral card. CompactPCI® Serial (CPCI-S.0) is a PICMG® standard for modular industrial computers, which provides high speed serial I/O (PCI Express®, SATA, USB, Gigabit Ethernet) over the backplane. The cPCI-S mechanical design is fully backward compatible to CompactPCI® Classic and will interoperate with existing systems, by means of a hybrid backplane.

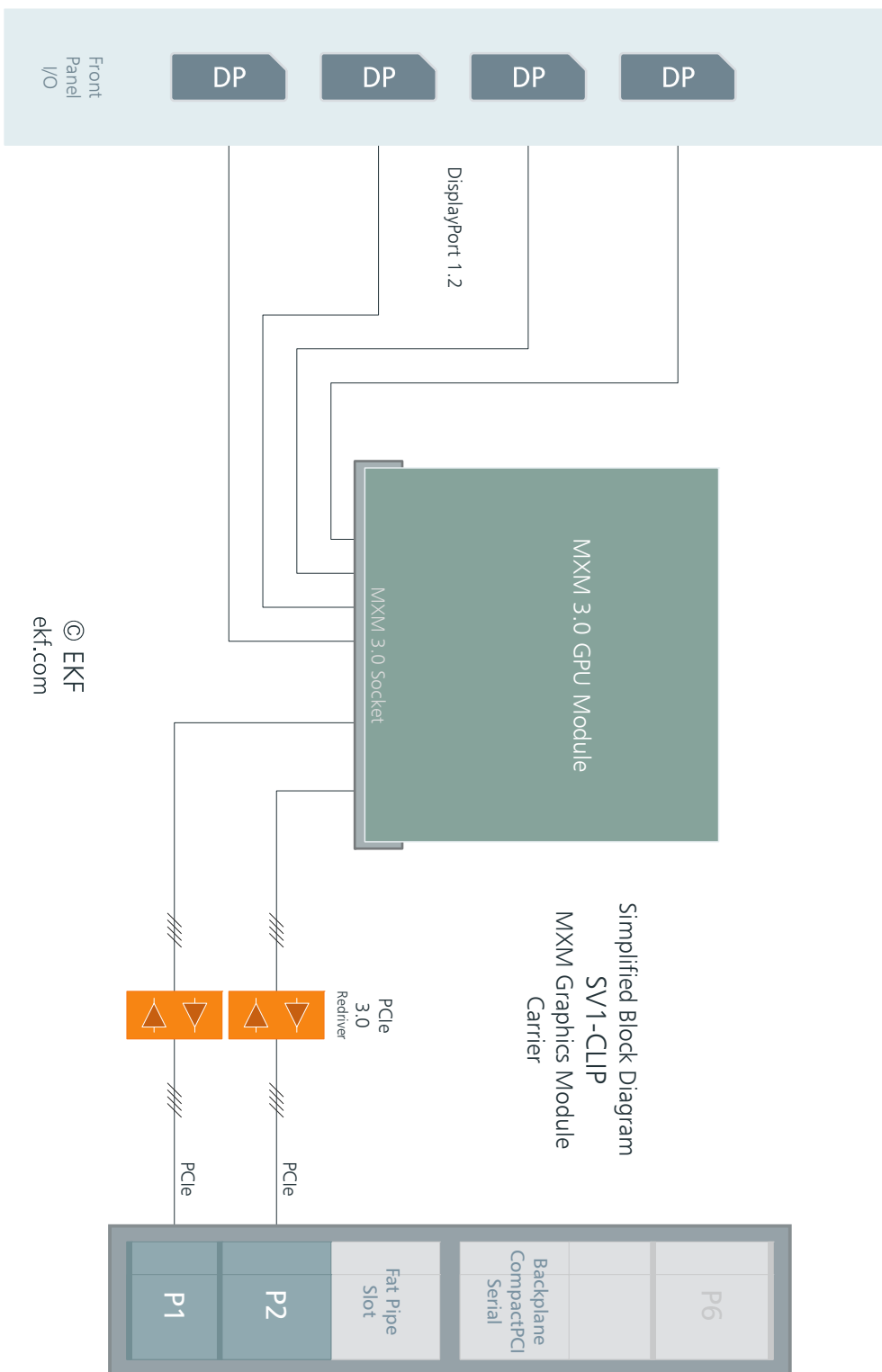
Hybrid systems (providing card slots for both cPCI Classic & cPCI Serial) can be configured by means of a CompactPCI® PlusIO CPU card such as the PC1-GROOVE or PC3-ALLEGRO in combination with a suitable hybrid backplane.

Native CompactPCI® Serial systems (up to 8 cPCI Serial peripheral card slots) can be built around a suitable system slot CPU board such as the SC1-ALLEGRO.




SV1-CLIP

Block Diagram



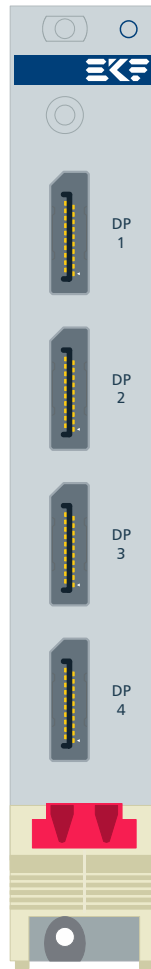
© EKF
ekf.com

Component Assembly



SV1-CLIP

Front Panel



© EKF • draft - do not scale • ekf.com

SV1-CLIP
MXM GPU

DisplayPort Connectors

The SV1-CLIP supports up to four independent displays, attached to the front panel display connectors 1-4. DisplayPort serves as the state of the art interface for computer monitors, replacing legacy VGA and DVI video connectors since integrated in all main-stream GPUs and chipsets. The latest specification DisplayPort 1.2 adds multi-stream transport (MST), allowing up to 63 separate A/V streams across a single DisplayPort connection. Please refer to the MXM Graphics Module actually in use on the SV1-CLIP for the number of DP video outputs available, resolution and other parameters.

For attachment of either a classic style analog RGB monitor or DVI type display to any DP front panel receptacle, there are both adapters and also adapter cables available, from DisplayPort to the VGA or DVI connector.



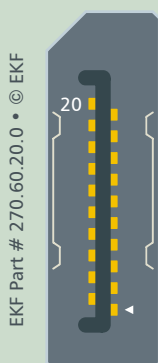
Cable Adapter DP to DVI



Cable Adapter DP to VGA

DP • DisplayPort Video

Standard DisplayPort Receptacle, 20-lead (270.60.20.0)



20	Power +3.3V 0.5A	19	Return
18	Hot Plug Detect	17	AUX(N)
16	GND	15	AUX(P)
14	CONFIG2	13	CONFIG1
12	LANE3(N)	11	GND
10	LANE3(P)	9	LANE2(N)
8	GND	7	LANE2(P)
6	LANE1(N)	5	GND
4	LANE1(P)	3	LANE0(N)
2	GND	1	LANE0(P)

Specified by the VESA DisplayPort connector standard is a dedicated power pin 20 (+3.3V 0.5A). Both the GPU (source side) and a DP monitor (sink side) must provide power via this pin. A VESA specified DisplayPort cable however must not connect the pins 20 of both cable ends, in order to avoid a back driving conflict. Unfortunately there are cable assemblies available with pin 20 passed through, with unpredictable results on the system behaviour. Before ordering DP cable assemblies, verify the associated wiring diagram.

Sample VESA Compliant DisplayPort Cable Assemblies
2.0m Plug to Plug, w. Latches • EKF Part. #270.66.1.02.0

Manhattan	307116, 391931
Molex	68783-0007
TE (Tyco)	2040687-2, 2040638-2

MXM Module Connector

The SV1-CLIP is provided with a right angled edge card connector for MXM 3.0 graphics modules. If the SV1-CLIP has been installed into a Fat Pipe peripheral slot of the CompactPCI® Serial backplane, a PCI Express® x 8 link is available at the MXM connector. As of current, MXM GPU modules come with a PCIe 2 interface (5GT/s). However, the SV1-CLIP is already equipped with PCIe 3 redrivers (8GT/s) for future MXM graphics cards.

The SV1-CLIP is equipped with 4 DisplayPort connectors 1-4, which are related to the MXM module DP outputs A, B, C, and E. Please note, that the AMD Radeon™ E6460 has its video output B wired to the MXM connector pins originally assigned to port C, and vice versa. The MXM connector table hereafter shows the E6460 DP pin usage, and not the MXM 3.0 connector specification assignments.

+3.3V is sourced from an on-board regulator. The current should not exceed 3A. +5V is sourced from an on-board regulator. The current should not exceed 3A. +12V is a switched power rail. The current should not exceed 5A. Actually the total maximum power consumption for the E6460 MXM module is rated <22W. All power rails will be disabled if the front panel handle built-in microswitch had been activated.

External Documents	
MXM Graphics Module Mobile PCI Express Module Electromechanical Specification Version 3.1 Rev. 1.0 March 1, 2012	www.mxm-sig.org
AMD Radeon™ E6460 MXM 3.0 Type A Module Specification Rev. 1.0, November 2012	www.amd.com



SV1-CLIP

MXM 3.0 Connector			
Part #255.8.1.314.10			
E1	PWR (+12V)	PWR (+12V)	E2
E3	GND	GND	E4
1	+5V	+12V	2
3	+5V	WAKE#	4
5	+5V	PWR_GOOD	6
7	+5V	PWR_EN	8
9	+5V	27MHz	10
11	GND	GND	12
13	GND	LVDS_U_HPD	14
15	GND	JTAG_TESTEN	16
17	GND	PWR_LEVEL	18
19	PEX_STD_SW#	TH_OVERT#	20
21	VGA_DISABLE#	TH_ALERT#	22
23	PNL_PWR_EN	TH_PWM	24
25	PNL_BL_EN	GPIO0	26
27	PNL_BL_PWM	GPIO1	28
29	HDMI_CEC	GPIO2	30
31	DP_E_HPD	SMB_DAT	32
33	DP_E_AUX#	SMB_CLK	34
35	DP_E_AUX	GND	36
37	GND	OEM0	38
39	OEM1	OEM2	40
41	OEM3	OEM4	42
43	OEM5	OEM6	44
45	OEM7	GND	46
47	GND	PEX_TX15#	48
49	PEX_RX15#	PEX_TX15	50
51	PEX_RX15	GND	52
53	GND	PEX_TX14#	54
55	PEX_RX14#	PEX_TX14	56
57	PEX_RX14	GND	58
59	GND	PEX_TX14#	60
61	PEX_RX13#	PEX_TX14	62
63	PEX_RX13	GND	64
65	GND	PEX_TX14#	66
67	PEX_RX12#	PEX_TX14	68
69	PEX_RX12	GND	70

to be continued on next page

MXM 3.0 Connector			
Part #255.8.1.314.10			
71	GND	PEX_TX11#	72
73	PEX_RX11#	PEX_TX11	74
75	PEX_RX11	GND	76
77	GND	PEX_TX10#	78
79	PEX_RX10#	PEX_TX10	80
81	PEX_RX10	GND	82
83	GND	PEX_TX9#	84
85	PEX_RX9#	PEX_TX9	86
87	PEX_RX9	GND	88
89	GND	PEX_TX8#	90
91	PEX_RX8#	PEX_TX8	92
93	PEX_RX8	GND	94
95	GND	PEX_TX7#	96
97	PEX_RX7#	PEX_TX7	98
99	PEX_RX7	GND	100
101	GND	PEX_TX6#	102
103	PEX_RX6#	PEX_TX6	104
105	PEX_RX6	GND	106
107	GND	PEX_TX5#	108
109	PEX_RX5#	PEX_TX5	110
111	PEX_RX5	GND	112
113	GND	PEX_TX4#	114
115	PEX_RX4#	PEX_TX4	116
117	PEX_RX4	GND	118
119	GND	PEX_TX3#	120
121	PEX_RX3#	PEX_TX3	122
123	PEX_RX3	GND	124
125	GND		
133	GND	GND	134
135	PEX_RX2#	PEX_TX2#	136
137	PEX_RX2	PEX_TX2	138
139	GND	GND	140
141	PEX_RX1#	PEX_TX1#	142
143	PEX_RX1	PEX_TX1	144

to be continued on next page

MXM 3.0 Connector			
Part #255.8.1.314.10			
145	GND	GND	146
147	PEX_RX0#	PEX_TX0#	148
149	PEX_RX0	PEX_TX0	150
151	GND	GND	152
153	PEX_REFCLK#	PEX_CLK_REQ#	154
155	PEX_REFCLK	PEX_RST#	156
157	GND	VGA_DDC_DAT	158
159	JTAG_TDO	VGA_DDC_CLK	160
161	JTAG_TDI	VGA_VSYNC	162
163	JTAG_TCLK	VGA_HSYNC	164
165	JTAG_TMS	GND	166
167	JTAG_TRST#	VGA_RED	168
169	LVDS_UCLK#	VGA_GREEN	170
171	LVDS_UCLK	VGA_BLUE	172
173	GND	GND	174
175	LVDS_UTX3#	DP_E_L3#	176
177	LVDS_UTX3	DP_E_L3	178
179	GND	GND	180
181	LVDS_UTX2#	LVDS_LTX3#	182
183	LVDS_UTX2	LVDS_LTX3	184
185	GND	GND	186
187	LVDS_UTX1#	DP_E_L0#	188
189	LVDS_UTX1	DP_E_L0	190
191	GND	GND	192
193	LVDS_UTX0#	DP_E_L1#	194
195	LVDS_UTX0	DP_E_L1	196
197	GND	GND	198
199	DP_B_L0#	DP_E_L2#	200
201	DP_B_L0	DP_E_L2	202
203	GND	GND	204
205	DP_B_L1#	DP_D_L0#	206
207	DP_B_L1	DP_D_L0	208
209	GND	GND	210
211	DP_B_L2#	DP_D_L1#	212
213	DP_B_L2	DP_D_L1	214

to be continued on next page

MXM 3.0 Connector			
Part #255.8.1.314.10			
215	GND	GND	216
217	DP_B_L3#	DP_D_L2#	218
219	DP_B_L3	DP_D_L2	220
221	GND	GND	222
223	DP_B_AUX#	DP_D_L3#	224
225	DP_B_AUX	DP_D_L3	226
227	RSVD	GND	228
229	RSVD	DP_D_AUX#	230
231	RSVD	DP_D_AUX	232
233	RSVD	DP_B_HPD	234
235	RSVD	DP_D_HPD	236
237	RSVD	RSVD	238
239	RSVD	RSVD / +3.3V	240
241	RSVD	RSVD / +3.3V	242
243	RSVD	GND	244
245	RSVD	DP_C_L0#	246
247	RSVD	DP_C_L0	248
249	RSVD	GND	250
251	GND	DP_C_L1#	252
253	DP_A_L0#	DP_C_L1	254
255	DP_A_L0	GND	256
257	GND	DP_C_L2#	258
259	DP_A_L1#	DP_C_L2	260
261	DP_A_L1	GND	262
263	GND	DP_C_L3#	264
265	DP_A_L2#	DP_C_L3	266
267	DP_A_L2	GND	268
269	GND	DP_C_AUX#	270
271	DP_A_L3#	DP_C_AUX	272
273	DP_A_L3	DP_C_HPD	274
275	GND	DP_A_HPD	276
277	DP_A_AUX#	+3.3V	278
279	DP_A_AUX	+3.3V	280
281	PRSNT_L#		

P1/P2 CompactPCI® Serial Backplane Connectors

P2 CompactPCI® Serial Peripheral Slot Backplane Connector

EKF Part #250.3.1208.20.00 • 96 pos. 12x8, 16mm Width

P2	A	B	C	D	E	F	G	H	I	J	K	L
8	GND			GND			GND			GND		
7			GND			GND			GND			GND
6	GND			GND			GND			GND		
5			GND			GND			GND			GND
4	GND			GND			GND			GND		
3			GND			GND			GND			GND
2	GND	PE TX06+	PE TX06-	GND	PE RX06+	PE RX06-	GND	PE TX07+	PE TX07-	GND	PE RX07+	PE RX07-
1	PE TX04+	PE TX04-	GND	PE RX04+	PE RX04-	GND	PE TX05+	PE TX05-	GND	PE RX05+	PE RX05-	GND

P1 CompactPCI® Serial Peripheral Slot Backplane Connector

EKF Part #250.3.1206.20.02 • 72 pos. 12x6, 14mm Width


P1	A	B	C	D	E	F	G	H	I	J	K	L
6	GND	PE TX02+	PE TX02-	GND	PE RX02+	PE RX02-	GND	PE TX03+	PE TX03-	GND	PE RX03+	PE RX03-
5	PE TX00+	PE TX00-	GND	PE RX00+	PE RX00-	GND	PE TX01+	PE TX01-	GND	PE RX01+	PE RX01-	GND
4	GND	USB2+	USB2-	GND	PE CLK+	PE CLK-	GND	SATA TX+	SATA TX-	GND	SATA RX+	SATA RX-
3	USB3 TX+	USB3 TX-	GA0	USB3 RX+	USB3 RX-	GA1	SATA SDI	SATA SDO	GA2	SATA SCL	SATA SL	GA3
2	GND	I2C SCL	I2C SDA	GND	RSV	RSV	GND	RST#	WAKE#	GND	PE EN#	SYS EN#
1	+12V	STBY	GND	+12V	+12V	GND	+12V	+12V	GND	+12V	+12V	GND

pin positions printed gray: not connected

SV1-CLIP Links	
SV1-CLIP Home	www.ekf.com/s/sv1/sv1.html
CompactPCI® Serial Overview	www.ekf.com/s/cpci_serial_overview.pdf

Ordering Information

Ordering Information
For popular SV1-CLIP SKUs please refer to www.ekf.com/liste/liste_21.html#SV1



Industrial Computers Made in Germany
boards. systems. solutions.

EKF Elektronik GmbH
Philipp-Reis-Str. 4
59065 HAMM
Germany



Phone +49 (0)2381/6890-0
Fax +49 (0)2381/6890-90
Internet www.ekf.com
E-Mail sales@ekf.com