



Product Information

CompactPCI® Serial

SD3-GLISS • mSATA RAID

Document No. 7623 • 1 December 2014



General

The SD3-GLISS is a peripheral slot card for CompactPCI® Serial systems, equipped with a quad-channel PCI Express® to SATA 6Gbps controller, and four on-board sockets for mSATA solid state drives (SSD). With a capacity available of up to 1TB as of current, mSATA is a popular embedded storage module form factor. The Marvell® SATA 3.0 controller allows RAID or non RAID operation.

The SD3-GLISS fits into any CompactPCI® Serial peripheral slot that is PCIe enabled. For optimum performance a fat pipe slot may be chosen. Hardware RAID operation is supported, running with an enhanced ARM-based processor to offload the host CPU. Thanks to the four mSATA sockets provided on the SD3-GLISS, a JBOD or hardware RAID level 0/1/10 system can be easily configured.



SD3-GLISS

Feature Summary

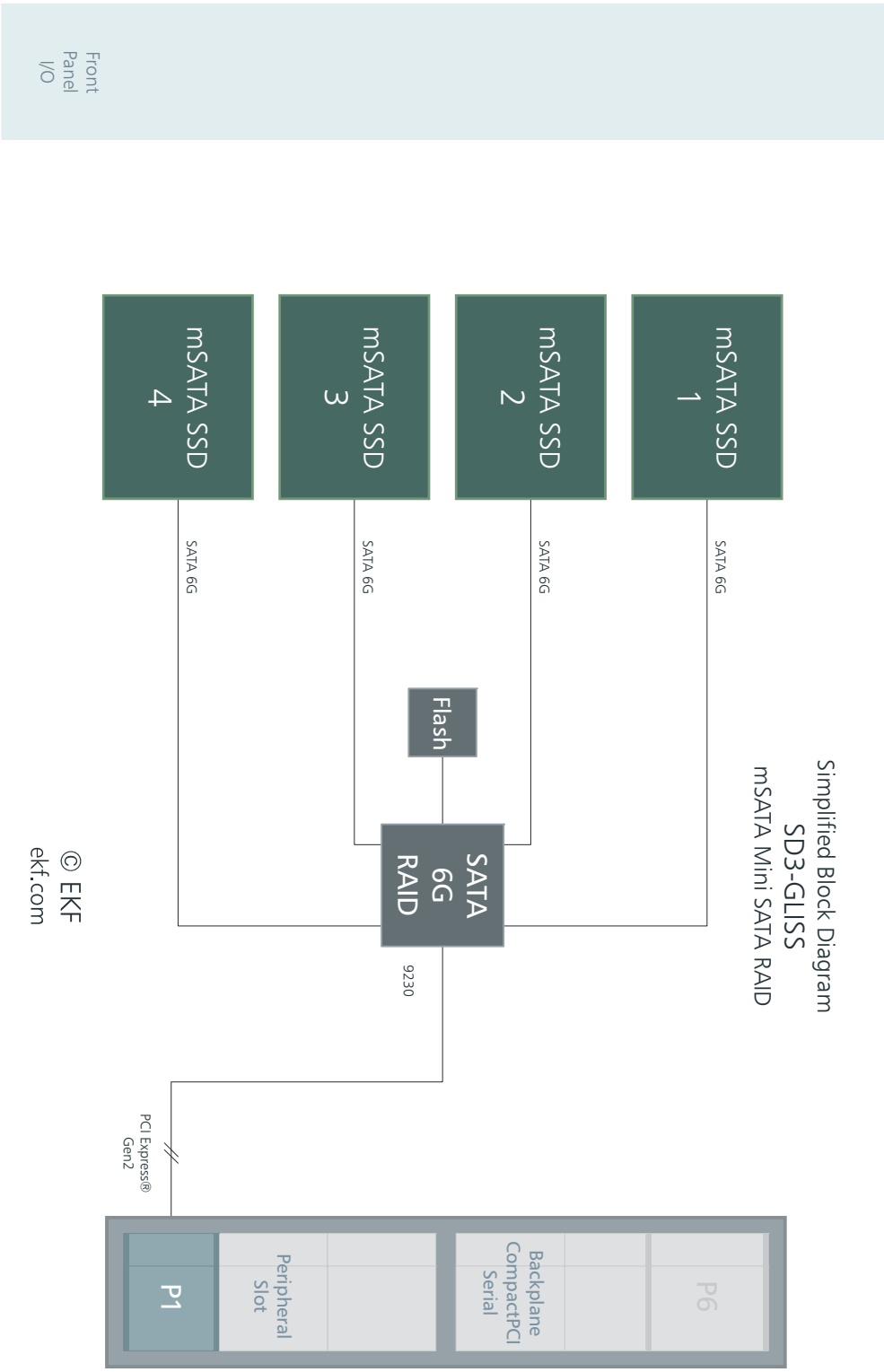
- ▶ PICMG® CompactPCI® Serial standard (CPCI-S.0)
- ▶ Single size Eurocard 3U 4HP 100x160mm²
- ▶ Suitable for CompactPCI® Serial peripheral slot (PCI Express® enabled)
- ▶ CompactPCI® Serial fat pipe slot (PCIe x 8) or peripheral slot (PCIe x 4) recommended
- ▶ cPCI-S backplane connector P1 for PCI Express®, single or dual lane link

- ▶ Marvell® PCI Express® 2.0 to SATA III host controller
- ▶ Four SATA 6Gbps interface ports
- ▶ Native Command Queuing
- ▶ Hardware RAID 0/1/10
- ▶ On-the-fly AES encryption 128/256-bit
- ▶ AHCI driver support
- ▶ Marvell HyperDuo technology for automated SSD/HDD tiering

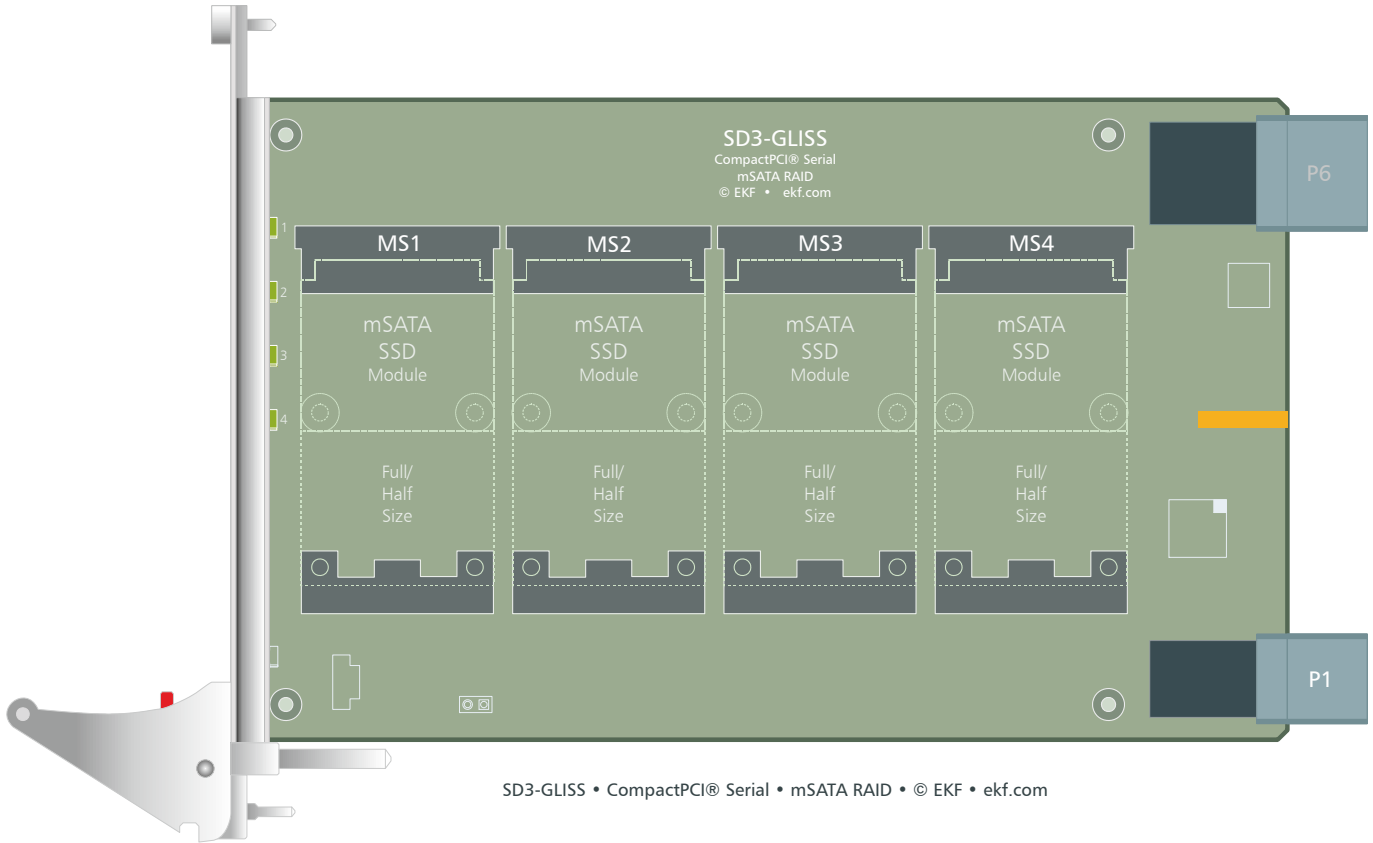
- ▶ Up to four on-board mSATA SSD modules (must be ordered separately)
- ▶ Half or full size accepted
- ▶ Various brands of mSATA SSDs available (e.g. Intel, Micron, Samsung)
- ▶ Hardware RAID option for dual or triple/quad device configuration

- ▶ Designed & manufactured in Germany - ISO 9000 certified QM system
- ▶ Long term availability
- ▶ Rugged solution (coating, sealing, underfilling on request)
- ▶ RoHS compliant 2002/95/EC
- ▶ Operation temperature 0°C to +70°C (commercial temperature range)
- ▶ Operation temperature -40°C to +85°C (industrial temperature range) on request
- ▶ Storage temperature -40°C to +85°C, max. gradient 5°C/min
- ▶ Humidity 5% ... 95% RH non condensing
- ▶ Altitude -300m ... +3000m
- ▶ Shock 15g 0.33ms, 6g 6ms
- ▶ Vibration 1g 5-2000Hz
- ▶ MTBF 82.8 years
- ▶ EC Regulations EN55022, EN55024, EN60950-1 (UL60950-1/IEC60950-1)


Block Diagram




Component Orientation



P6 is not populated by default (not connected to on-board components). This connector can be provided on request for even more mechanical stability, e.g. railway applications.



Front Panel



© EKF • draft - do not scale • ekf.com

SD3-GLISS

SATA activity LEDs assigned to mSATA modules 1 - 4
LED on = mSATA module ready
LED blinking = mSATA module active

mSATA Connectors

The SD3-GLISS is provided with four mSATA module host connectors. After inserted, the mSATA card has to be fixed by a snap-in latch (full-size modules 50.80mm length), or will have to be locked manually by screws (mini size modules 26.80mm length), in order to withstand shock and vibration.

MS1 - MS4				
mSATA / PCI Express® Mini Card Socket (255.4.1.052.10) & Latch (255.4.1.052.90)				
	NC	1	2	+3.3V
	NC	3	4	GND
	NC	5	6	+1.5V
	NC	7	8	NC
	GND	9	10	NC
	NC	11	12	NC
	NC	13	14	NC
	GND	15	16	NC
	NC	17	18	GND
	NC	19	20	NC
	GND	21	22	NC
	SATA_RXP (+B)	23	24	+3.3V
	SATA_RXN (-B)	25	26	GND
	GND	27	28	+1.5V
	GND	29	30	NC
	SATA_TXN (-A)	31	32	NC
	SATA_TXP (+A)	33	34	GND
	GND	35	36	NC
	GND	37	38	NC
	+3.3V	39	40	GND
	+3.3V	41	42	NC
	NC	43	44	NC
	NC	45	46	NC
	NC	47	48	+1.5V
	DA/DSS	49	50	GND
	Presence	51	52	+3.3V

+1.5V pins are not connected.

With two or more mSATA solid-state drives engaged, the SD3-GLISS allows for hardware RAID level 0/1/10 operation.

CompactPCI® Serial Backplane Connector

P1 CompactPCI® Serial Peripheral Slot Backplane Connector												
EKF Part #250.3.1206.20.02 • 72 pos. 12x6, 14mm Width												
P1	A	B	C	D	E	F	G	H	I	J	K	L
6	GND	PE TX02+	PE TX02-	GND	PE RX02+	PE RX02-	GND	PE TX03+	PE TX03-	GND	PE RX03+	PE RX03-
5	PE TX00+	PE TX00-	GND	PE RX00+	PE RX00-	GND	PE TX01+	PE TX01-	GND	PE RX01+	PE RX01-	GND
4	GND	USB2+	USB2-	GND	PE CLK+	PE CLK-	GND	SATA TX+	SATA TX-	GND	SATA RX+	SATA RX-
3	USB3 TX+	USB3 TX-	GA0	USB3 RX+	USB3 RX-	GA1	SATA SDI	SATA SDO	GA2	SATA SCL	SATA SL	GA3
2	GND	I2C SCL	I2C SDA	GND	RSV	RSV	GND	RST#	WAKE#	GND	PE EN#	SYS EN#
1	+12V	STBY	GND	+12V	+12V	GND	+12V	+12V	GND	+12V	+12V	GND

pin positions printed white: not connected

The on-board PCI Express® to SATA controller is suitable for PCIe generation 1 and 2 (up to 5Gbps). A maximum of two PCI Express® lanes is provided over the backplane connector P1 as upstream link. It is recommended to position the SD3-GLISS on a 'Fat Pipe' CompactPCI® Serial peripheral slot (if available on a backplane, the fat pipe slot(s) would be adjacent to the system slot). When inserted into a standard peripheral slot, there is frequently only a single PCI Express® lane available (depends on the CPU card capabilities), which may reduce the maximum data throughput of the SD3-GLISS.

Ordering Information

For popular SD3-GLISS SKUs please refer to
www.ekf.com/liste/liste_21.html#SD3

Related Links to CompactPCI® Serial SATA Cards

SD3-GLISS Home	www.ekf.com/s/sd3/sd3.html
CompactPCI® Serial SATA Solutions	www.ekf.com/s/serial.html#SD

Related Documents CompactPCI® Serial & CompactPCI® PlusIO

Basics / Overview CompactPCI® Serial & CompactPCI® PlusIO	www.ekf.com/s/smart_solution.pdf
CompactPCI® Serial Home	www.ekf.com/s/serial.html
CompactPCI® PlusIO Home	www.ekf.com/p/plus.html

Recommended CPU Cards

P = PlusIO • PICMG® 2.30 CompactPCI® PlusIO
 S = Serial • PICMG® CPCI-S.0 CompactPCI® Serial

PC1-GROOVE	CompactPCI® PlusIO CPU Card • www.ekf.com/p/pc1/pc1.html
PC3-ALLEGRO	CompactPCI® PlusIO CPU Card • www.ekf.com/p/pc3/pc3.html
SC1-ALLEGRO	CompactPCI® Serial CPU Card • www.ekf.com/s/sc1/sc1.html
SC2-PRESTO	CompactPCI® Serial CPU Card • www.ekf.com/s/sc2/sc2.html

Industrial Computers Made in Germany
boards. systems. solutions.

EKF Elektronik GmbH
Philipp-Reis-Str. 4 (Haus 1)
Lilienthalstr. 2 (Haus 2)
59065 HAMM
Germany



Phone +49 (0)2381/6890-0
Fax +49 (0)2381/6890-90
Internet www.ekf.com
E-Mail sales@ekf.com